

INDICATOR/ DIODE CIRCUITS


35 or 32mm DIN Rail

Altech offers different types of terminals incorporating electronic components for signal converting, circuit protection and status indication. Based on customer requirements, specially assembled terminals are offered.

CDL4U(O) - Double level terminal with open lower current bar to accommodate electronic components like diodes, resistors, LEDs, etc.

Diode Specifications

| | |
|-----------------------|---------|
| Diode | 1N 4007 |
| Diode Reverse Voltage | 1000 V |
| Diode Current | 1 A |




CDL4U(E)D1/D2



With arc suppression circuit for contactors and solenoid valves - DC

CDL4U(E)D3



Diode circuit for reverse polarity protection

| Terminal Width | 6 mm | | | 6 mm | | |
|------------------|--------------|-------------|-----------|--------------|-------------|-----------|
| Height x Length | 54 x 55.5 mm | | | 54 x 55.5 mm | | |
| Terminal Voltage | 300 V~ | | | 300 V~ | | |
| Stripping Length | 9 mm | | | 9 mm | | |
| Approvals | | | | | | |
| Wire Range | 22-10 AWG | 0.5-4 sq.mm | 22-10 AWG | 22-10 AWG | 0.5-4 sq.mm | 22-10 AWG |
| Voltage Rating | 600 V | 400 V | 600 V | 600 V | 400 V | 600 V |
| Current Rating | 25 A | 32 A | 35 A | 25 A | 32 A | 35 A |
| Torque | 7 lb-in | 0.5 Nm | 7 lb-in | 7 lb-in | 0.5 Nm | 7 lb-in |

| | Cat. No. | Std. Pk. | Cat. No. | Std. Pk. |
|---|--|---------------------------------------|--|---------------------------------------|
| Terminal Block | CDL4U(E)D1 CDL4U(E)D2 | 100 100 | CDL4U(E)D3 | 100 |
| End Plate | EPCDL4U | 50 | EPCDL4U | 50 |
| DIN Rail for ordering information refer to page 62 | | | | |
| End Stop for ordering information refer to page 63 | CA702 CA802 | 50 50 | CA702 CA802 | 50 50 |
| Internal Jumper | CA727/2 CA727/3 CA727/4 CA727/10 | 10 10 10 10 | CA727/2 CA727/3 CA727/4 CA727/10 | 10 10 10 10 |
| Current Bars | CA703/1 CA704/1 CA705/1 CA732/10 CA732/10-A CA732/100 | 100 100 100 100 100 10 | CA703/1 CA704/1 CA705/1 CA732/10 CA732/10-A CA732/100 | 100 100 100 100 100 10 |
| Shorting Sleeve & Screw | CA607/S/Q | 100 | CA607/S/Q | 100 |
| Marking Tags (MT Type) | MT2 | 100 | MT2 | 100 |



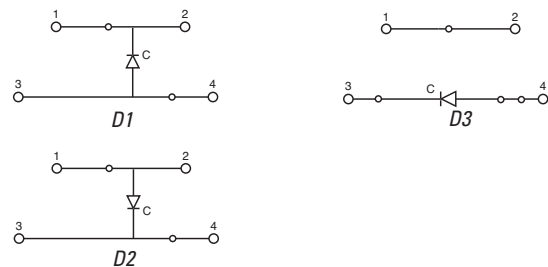
COLOR BLOCKS

(other than grey standard)


When ordering please add color suffix to Cat. No.

Example: CTS2.5U-N/R

| Color | Ordering Suffix | |
|------------|-----------------|--|
| Red | R | |
| Blue | BU | |
| Black | BL | |
| Orange | O | |
| Green | G | |
| Yellow | Y | |
| White | W | |
| Beige | BG | |
| Dark Brown | DB | |




CDL4U(E)DD1/DD2



Diode circuit for lamp testing

CDL4U(E)DD3/DD4




Diode circuit for lamp testing

CDL4U(E)D4



Diode circuit for lamp testing with LED series resistance

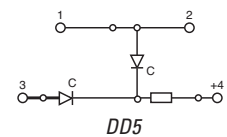
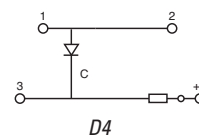
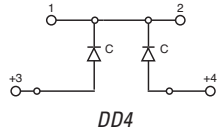
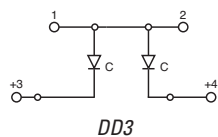
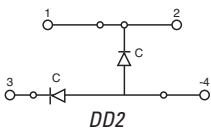
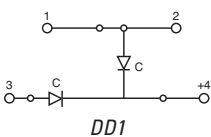
CDL4U(E)DD5




Diode circuit for lamp testing with LED series resistance


| 6 mm | | | 6 mm | | | 6 mm | | | 6 mm | | |
|--------------|-------------|-----------|--------------|-------------|-----------|--------------|-------------|-----------|--------------|-------------|-----------|
| 54 x 55.5 mm | | | 54 x 55.5 mm | | | 54 x 55.5 mm | | | 54 x 55.5 mm | | |
| 300 V~ | | | 300 V~ | | | 24 V~ | | | 24 V~ | | |
| 9 mm | | | 9 mm | | | 9 mm | | | 9 mm | | |
| | | | | | | | | | | | |
| 22-10 AWG | 0.5-4 sq.mm | 22-10 AWG | 22-10 AWG | 0.5-4 sq.mm | 22-10 AWG | 22-10 AWG | 0.5-4 sq.mm | 22-10 AWG | 22-10 AWG | 0.5-4 sq.mm | 22-10 AWG |
| 600 V | 400 V | 600 V | 600 V | 400 V | 600 V | 600 V | 400 V | 600 V | 600 V | 400 V | 600 V |
| 25 A | 32 A | 35 A | 25 A | 32 A | 35 A | 25 A | 32 A | 35 A | 25 A | 32 A | 35 A |
| 7 lb-in | 0.5 Nm | 7 lb-in | 7 lb-in | 0.5 Nm | 7 lb-in | 7 lb-in | 0.5 Nm | 7 lb-in | 7 lb-in | 0.5 Nm | 7 lb-in |

| Cat. No. | Std. Pk. | Cat. No. | Std. Pk. | Cat. No. | Std. Pk. | Cat. No. | Std. Pk. |
|-------------|----------|-------------|----------|------------|----------|-------------|----------|
| CDL4U(E)DD1 | 100 | CDL4U(E)DD3 | 100 | CDL4U(E)D4 | 100 | CDL4U(E)DD5 | 100 |
| CDL4U(E)DD2 | 100 | CDL4U(E)DD4 | 100 | | | | |
| EPCDL4U | 50 | EPCDL4U | 50 | EPCDL4U | 50 | EPCDL4U | 50 |
| | | | | | | | |
| CA702 | 50 | CA702 | 50 | CA702 | 50 | CA702 | 50 |
| CA802 | 50 | CA802 | 50 | CA802 | 50 | CA802 | 50 |
| CA727/2 | 10 | CA727/2 | 10 | CA727/2 | 10 | CA727/2 | 10 |
| CA727/3 | 10 | CA727/3 | 10 | CA727/3 | 10 | CA727/3 | 10 |
| CA727/4 | 10 | CA727/4 | 10 | CA727/4 | 10 | CA727/4 | 10 |
| CA727/10 | 10 | CA727/10 | 10 | CA727/10 | 10 | CA727/10 | 10 |
| CA703/1 | 100 | CA703/1 | 100 | CA703/1 | 100 | CA703/1 | 100 |
| CA704/1 | 100 | CA704/1 | 100 | CA704/1 | 100 | CA704/1 | 100 |
| CA705/1 | 100 | CA705/1 | 100 | CA705/1 | 100 | CA705/1 | 100 |
| CA732/10 | 100 | CA732/10 | 100 | CA732/10 | 100 | CA732/10 | 100 |
| CA732/10-A | 100 | CA732/10-A | 100 | CA732/10-A | 100 | CA732/10-A | 100 |
| CA732/100 | 10 | CA732/100 | 10 | CA732/100 | 10 | CA732/100 | 10 |
| CA607/S/Q | 100 | CA607/S/Q | 100 | CA607/S/Q | 100 | CA607/S/Q | 100 |
| MT2 | 100 | MT2 | 100 | MT2 | 100 | MT2 | 100 |






CDL4U(E)N1




AC voltage indicator with neon lamp

CDL4U(E)LD5*



AC voltage indicator with LED

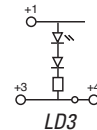
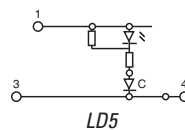
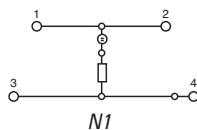
CDL4U(E)LD3*



















AC/ DC voltage indicator with LED





| | | | | | | | | | |
|------------------|-----------------|-------------|-----------|----------------------------|-------------|-----------|--------------|-------------|-----------|
| Terminal Width | 6 mm | | | 6 mm | | | 6 mm | | |
| Height x Length | 54 x 55.5 mm | | | 54 x 55.5 mm | | | 54 x 55.5 mm | | |
| Terminal Voltage | 100 V~ to 220 V | | | 24 V~, 48 V~, 120V~, 220V~ | | | 12 V~, 24 V~ | | |
| Stripping Length | 9 mm | | | 9 mm | | | 9 mm | | |
| Approvals | | | | | | | | | |
| Wire Range | 22-10 AWG | 0.5-4 sq.mm | 22-10 AWG | 22-10 AWG | 0.5-4 sq.mm | 22-10 AWG | 22-10 AWG | 0.5-4 sq.mm | 22-10 AWG |
| Voltage Rating | 600 V | 400 V | 600 V | 600 V | 400 V | 600 V | 600 V | 400 V | 600 V |
| Current Rating | 25 A | 32 A | 35 A | 25 A | 32 A | 35 A | 25 A | 32 A | 35 A |
| Torque | 7 lb-in | 0.5 Nm | 7 lb-in | 7 lb-in | 0.5 Nm | 7 lb-in | 7 lb-in | 0.5 Nm | 7 lb-in |

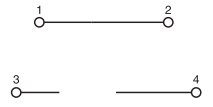
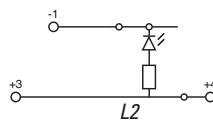
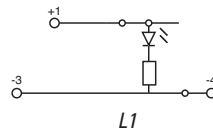
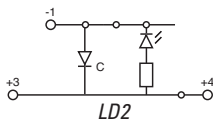
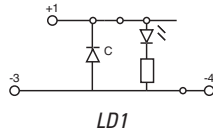
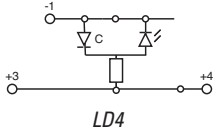
| | | Cat. No. | Std. Pk. | | Cat. No. | Std. Pk. | | Cat. No. | Std. Pk. |
|--|--|---------------------|-----------------|-----|---------------------|-----------------|-----|---------------------|-----------------|
| Terminal Block | | CDL4U(E)N1 | 50 | | CDL4U(E)LD5* | 50 | | CDL4U(E)LD3* | 50 |
| End Plate | | EPCDL4U | 50 | | EPCDL4U | 50 | | EPCDL4U | 50 |
| DIN Rail for ordering information refer to page 62 | | | | | | | | | |
| End Stop for ordering information refer to page 63 | | CA702 | 50 | | CA702 | 50 | | CA702 | 50 |
| | | CA802 | 50 | | CA802 | 50 | | CA802 | 50 |
| Internal Jumper | | 2 pole | CA727/2 | 10 | 2 pole | CA727/2 | 10 | 2 pole | CA727/2 |
| | | 3 pole | CA727/3 | 10 | 3 pole | CA727/3 | 10 | 3 pole | CA727/3 |
| | | 4 pole | CA727/4 | 10 | 4 pole | CA727/4 | 10 | 4 pole | CA727/4 |
| | | 10 pole | CA727/10 | 10 | 10 pole | CA727/10 | 10 | 10 pole | CA727/10 |
| Current Bars | | 2 pole | CA703/1 | 100 | 2 pole | CA703/1 | 100 | 2 pole | CA703/1 |
| | | 3 pole | CA704/1 | 100 | 3 pole | CA704/1 | 100 | 3 pole | CA704/1 |
| | | 4 pole | CA705/1 | 100 | 4 pole | CA705/1 | 100 | 4 pole | CA705/1 |
| | | 10 pole | CA732/10 | 100 | 10 pole | CA732/10 | 100 | 10 pole | CA732/10 |
| | | 10 pole (breakable) | CA732/10-A | 100 | 10 pole (breakable) | CA732/10-A | 100 | 10 pole (breakable) | CA732/10-A |
| | | 100 pole | CA732/100 | 10 | 100 pole | CA732/100 | 10 | 100 pole | CA732/100 |
| Shorting Sleeve & Screw | | CA607/S/Q | 100 | | CA607/S/Q | 100 | | CA607/S/Q | 100 |
| Marking Tags (MT Type) | | MT2 | 100 | | MT2 | 100 | | MT2 | 100 |



*** Add required voltage to part number as a suffix
i.e. CDL4U(E)LD5/110 is for 110V.**

| CDL4U(E)LD4* | CDL4U(E)LD1/LD2 | CDL4U(E)L1/L2* | CDL4U(O) |
|---|---|---|---|
|  |  |  |  |
| AC/DC voltage indicator with LED | DC voltage indicator with LED | DC voltage indicator with LED | Electronic Component Carrier |
| 6 mm | 6 mm | 6 mm | 6 mm |
| 54 x 55.5 mm | 54 x 55.5 mm | 54 x 55.5 mm | 54 x 55.5 mm |
| 24 V~ | 24 V- | 6 V-, 24 V-, 60 V- | - |
| 9 mm | 9 mm | 9 mm | 9 mm |
|    |    |    |    |
| 22-10 AWG 0.5-4 sq.mm 22-10 AWG | 22-10 AWG 0.5-4 sq.mm 22-10 AWG | 22-10 AWG 0.5-4 sq.mm 22-10 AWG | 22-10 AWG 0.5-4 sq.mm 22-10 AWG |
| 600 V 400 V 600 V | 600 V 400 V 600 V | 600 V 400 V 600 V | 600 V 400 V 600 V |
| 25 A 32 A 35 A | 25 A 32 A 35 A | 25 A 32 A 35 A | 25 A 32 A 35 A |
| 7 lb-in 0.5 Nm 7 lb-in | 7 lb-in 0.5 Nm 7 lb-in | 7 lb-in 0.5 Nm 7 lb-in | 7 lb-in 0.5 Nm 7 lb-in |

| Cat. No. | Std. Pk. | Cat. No. | Std. Pk. | Cat. No. | Std. Pk. | Cat. No. | Std. Pk. |
|---|---------------------------------------|---|---------------------------------------|--|---------------------------------------|---|---------------------------------------|
| CDL4U(E)LD4* | 50 | CDL4U(E)LD1 CDL4U(E)LD2 | 50 50 | CDL4U(E)L1* CDL4U(E)L2* | 50 50 | CDL4U(O) | 100 |
| EPCDL4U | 50 | EPCDL4U | 50 | EPCDL4U | 50 | EPCDL4U | 50 |
|  | |  | |  | |  | |
| CA702 CA802 | 50 50 | CA702 CA802 | 50 50 | CA702 CA802 | 50 50 | CA702 CA802 | 50 50 |
| CA727/2 CA727/3 CA727/4 CA727/10 | 10 10 10 10 | CA727/2 CA727/3 CA727/4 CA727/10 | 10 10 10 10 | CA727/2 CA727/3 CA727/4 CA727/10 | 10 10 10 10 | CA727/2 CA727/3 CA727/4 CA727/10 | 10 10 10 10 |
| CA703/1 CA704/1 CA705/1 CA732/10 CA732/10-A CA732/100 | 100 100 100 100 100 10 | CA703/1 CA704/1 CA705/1 CA732/10 CA732/10-A CA732/100 | 100 100 100 100 100 10 | CA703/1 CA704/1 CA705/1 CA732/10 CA732/10-A CA732/100 | 100 100 100 100 100 10 | CA703/1 CA704/1 CA705/1 CA732/10 CA732/10-A CA732/100 | 100 100 100 100 100 10 |
| CA607/S/Q | 100 | CA607/S/Q | 100 | CA607/S/Q | 100 | CA607/S/Q | 100 |
| MT2 | 100 | MT2 | 100 | MT2 | 100 | MT2 | 100 |



* Add required voltage to part number as a suffix
i.e. CDL4U(E)LD5/110 is for 110V.